

# *FACE DETECTION*

HYUN SOO PARK

Luke Skywalker

94.5%



# CHALLENGES OF VISUAL RECOGNITION

- Appearance
  - DOF: texture, illumination, material, shading, ...
- Shape
  - DOF: object category, geometric pose, viewpoint, ...



# CHALLENGE OF FACE DETECTION

# of faces: 0-50

# of non-faces: ~1M

# of sliding window evaluations: ?

False positive rate  $< 1e-6$



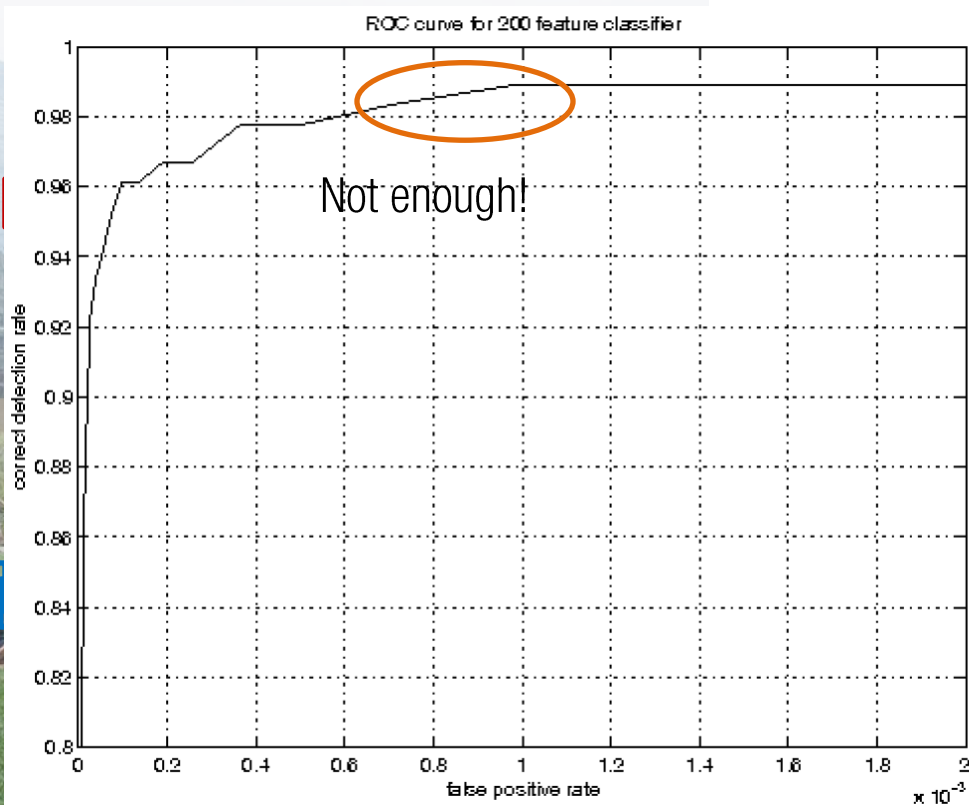

# CHALLENGE OF FACE DETECTION

# of faces: 0-50

# of non-faces: ~1M

# of sliding window evaluations: ?

False positive rate <  $1e-6$




ROC curve for 200 feature classifier

# ***VIOLA-JONES FACE DETECTION***

Extremely fast and accurate face detection

- Running at real-time

<https://www.youtube.com/watch?v=aTErTqOIkss>



# ***VIOLA-JONES FACE DETECTION***


Extremely fast and accurate face detection

- Running at real-time

Enabling factors:

- Efficient feature computation
  - Simple filtering operations
- Efficient feature selection
  - Minimal filtering operations
- Efficient inference algorithm
  - Early rejection of non-face patches

<https://www.youtube.com/watch?v=aTErTqOIkss>



# ***VIOLA-JONES FACE DETECTION***


Extremely fast and accurate face detection

- Running at real-time

Enabling factors:

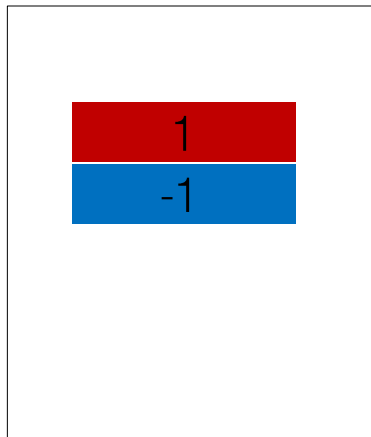

- **Efficient feature computation**
  - **Simple filtering operations**
- Efficient feature selection
  - Minimal filtering operations
- Efficient inference algorithm
  - Early rejection of non-face patches

<https://www.youtube.com/watch?v=aTErTqOIkss>



# HAAR-LIKE FEATURE

A simple rectangular filter



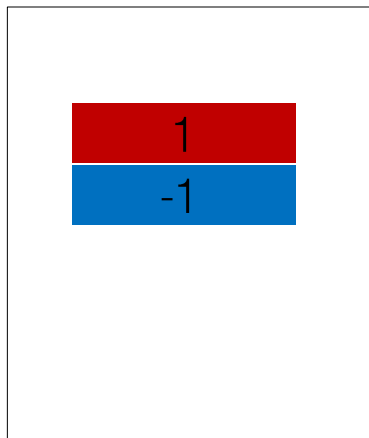


# HAAR-LIKE FEATURE

A simple rectangular filter



$\otimes$



$= \sum$



-

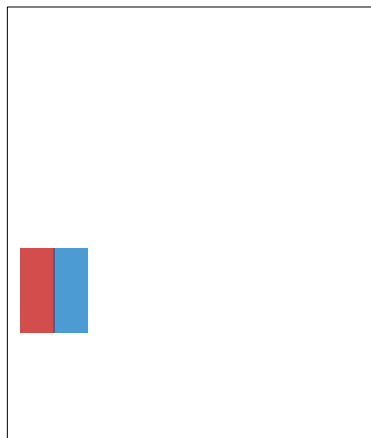


# HAAR-LIKE FEATURE

A simple rectangular filter



$\otimes$



$$= \sum \text{Edge response} - \text{Edge response} < 0$$

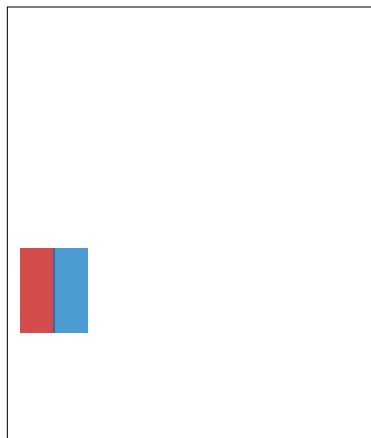
Edge response

# HAAR-LIKE FEATURE

A simple rectangular filter



$\otimes$



$= \sum$







$-$



$> 0$

# HAAR-LIKE FEATURE


Various derivative filters varying location, size, and combinations



# of possible filters for 24x24 patch: ~160k

# *INTEGRAL IMAGE*

Image with values at each pixel that is the sum of pixels above and left inclusive.




*I*



$$J(x, y) = \sum_{x < X} \sum_{y < Y} I(x, y)$$

# INTEGRAL IMAGE

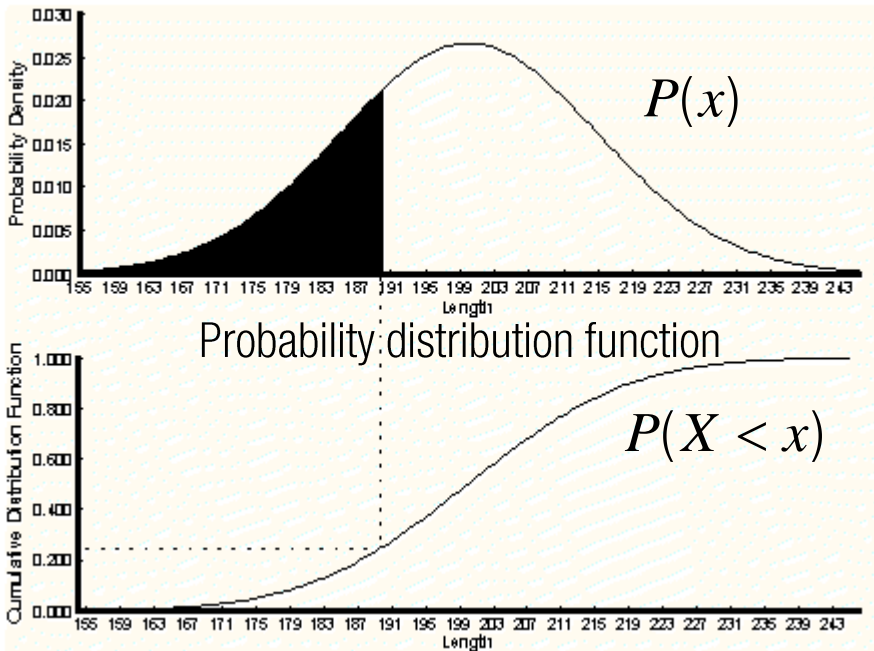
Image with values at each pixel that is the sum of pixels above and left inclusive.



$I$




$$J(x, y) = \sum_{x < X} \sum_{y < Y} I(x, y)$$



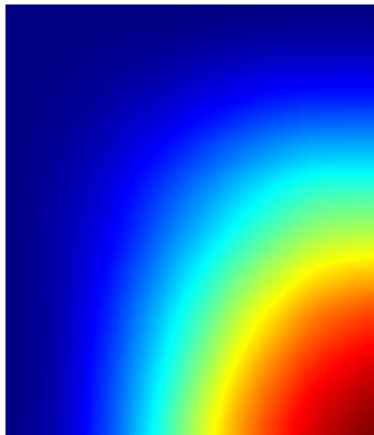
Cummulative distribution function

# INTEGRAL IMAGE

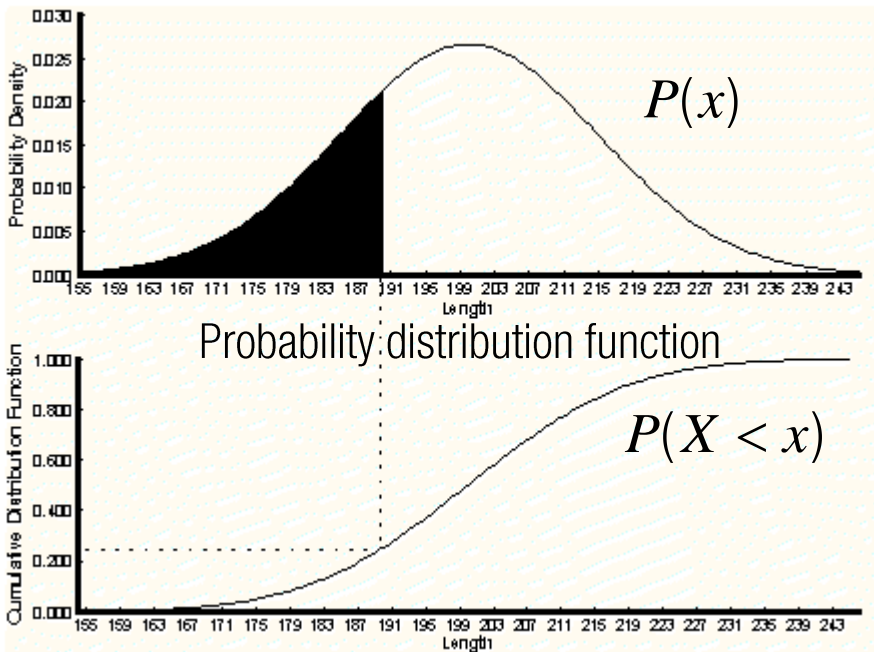
Image with values at each pixel that is the sum of pixels above and left inclusive.



$I$



$$J(x, y) = \sum_{x < X} \sum_{y < Y} I(x, y)$$

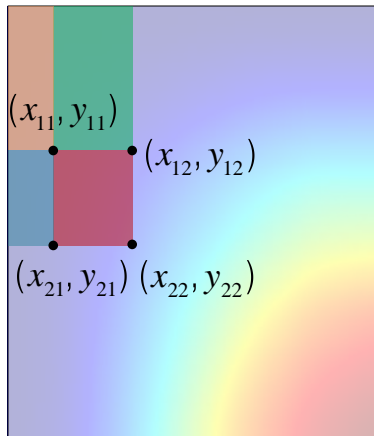


Cumulative distribution function

# FEATURE COMPUTATION WITH INTEGRAL IMAGE



$I$



$$J(x, y) = \sum_{x < X} \sum_{y < Y} I(x, y)$$

Sum of pixels in the area:

$$J(x_{22}, y_{22}) =$$

$$J(x_{12}, y_{12}) =$$

$$J(x_{21}, y_{21}) =$$

$$J(x_{11}, y_{11}) =$$



$$= J(x_{22}, y_{22}) - J(x_{12}, y_{12}) - J(x_{21}, y_{21}) + J(x_{11}, y_{11})$$



# ***VIOLA-JONES FACE DETECTION***


Extremely fast and accurate face detection

- Running at real-time

Enabling factors:





- Efficient feature computation
  - Simple filtering operations
- **Efficient feature selection**
  - **Minimal filtering operations**
- Efficient inference algorithm
  - Early rejection of non-face patches

<https://www.youtube.com/watch?v=aTErTqOIkss>



# *TOO MANY FEATURES*





Various derivative filters varying location, size, and combinations



# of possible filters for 24x24 patch: ~160k

# FEATURE SELECTION

Various derivative filters varying location, size, and combinations







# of possible filters for 24x24 patch: ~160k

Can we choose a set of *good* filters?

# FEATURE SELECTION


Various derivative filters varying location, size, and combinations



# of possible filters for 24x24 patch: ~160k

Can we choose a set of *good* filters?

What defines the good filters?



# FEATURE SELECTION: BOOSTING

Boosting is a classifier that combines a set of weak classifiers to build a strong classifier.



$I$

$$= \sum \text{filter} - \text{filter} = f(I)$$

$$h_t(I) = \begin{cases} +1 & p_t f(I) > p_t \theta \\ -1 & \text{otherwise} \end{cases}$$


threshold

Each filter can be a weak classifier.

$p_t \in [-1, 1]$  : to change the direction of threshold

# FEATURE SELECTION: BOOSTING

Boosting is a classifier that combines a set of weak classifiers to build a strong classifier.



$$h(I) = \sigma \left( \sum_t \alpha_t h_t(I) \right)$$

Ensemble classifier

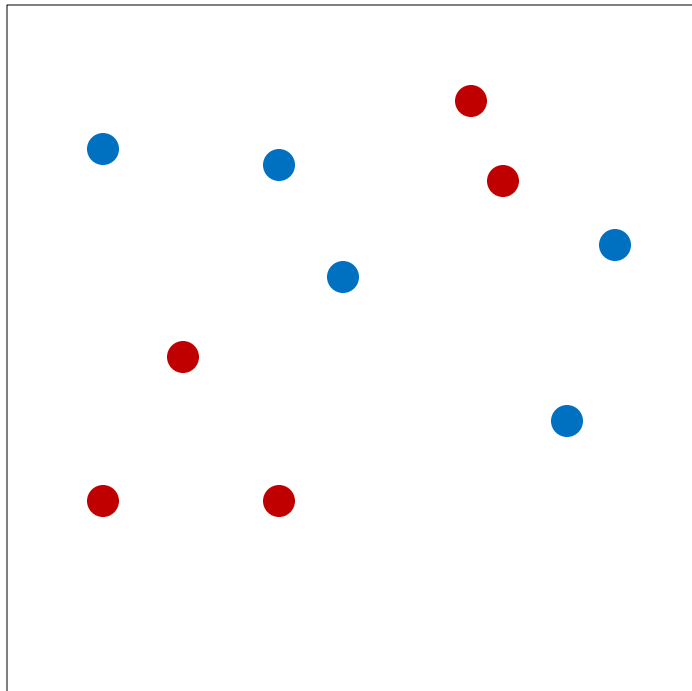
$$h_t(I) = \begin{cases} +1 & p_t f(I) > p_t \theta \\ -1 & \text{otherwise} \end{cases}$$

threshold


$p_t \in [-1, 1]$  : to change the direction of threshold

# FEATURE SELECTION: BOOSTING

Round 1



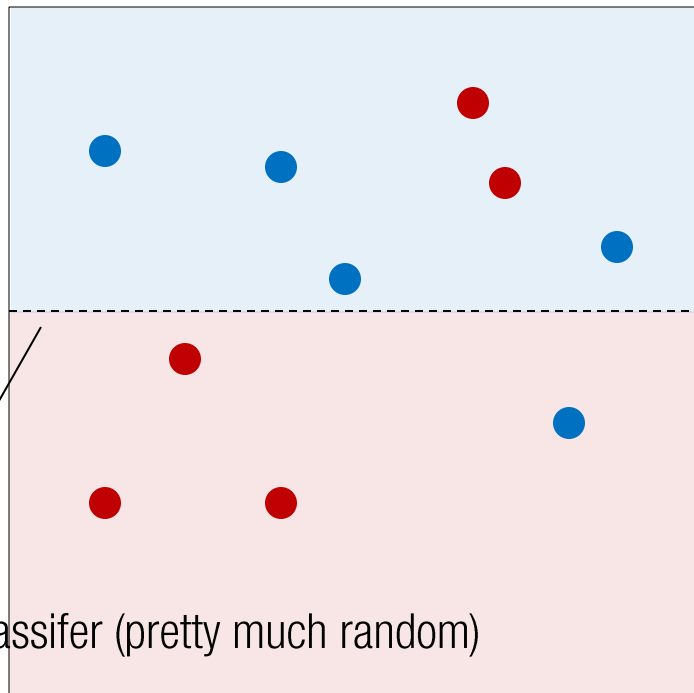
$$h_1(I)$$



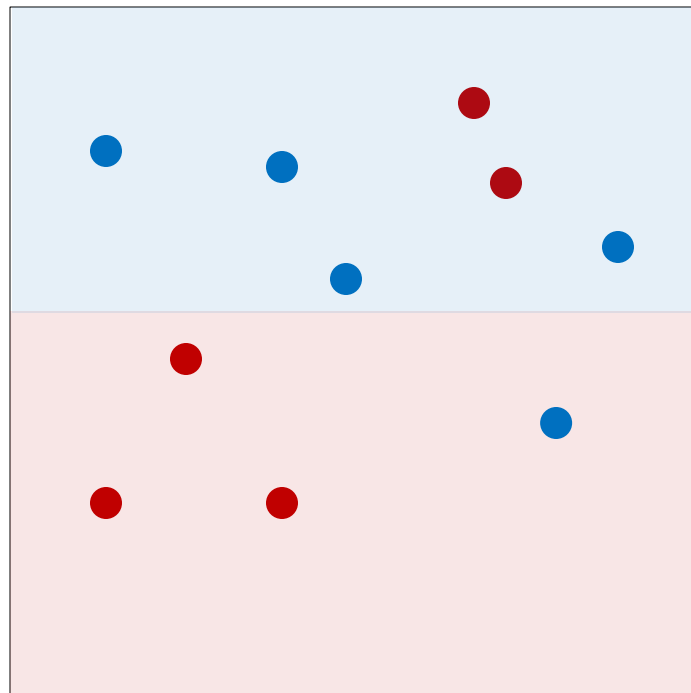
$$h(I) = \sigma \left( \sum_t h_t(I) \right)$$

# FEATURE SELECTION: BOOSTING

Round 1



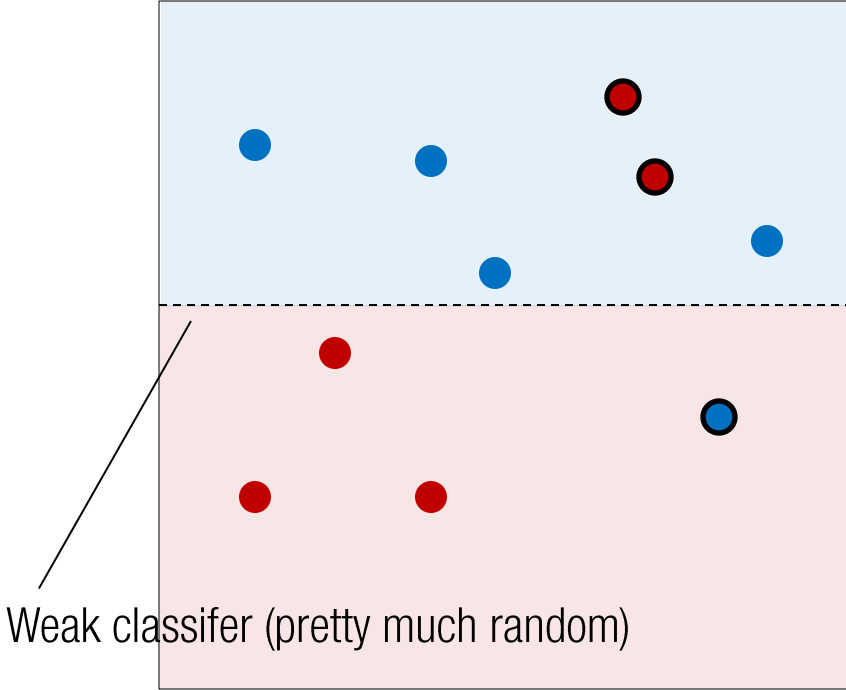
$$h_1(I)$$



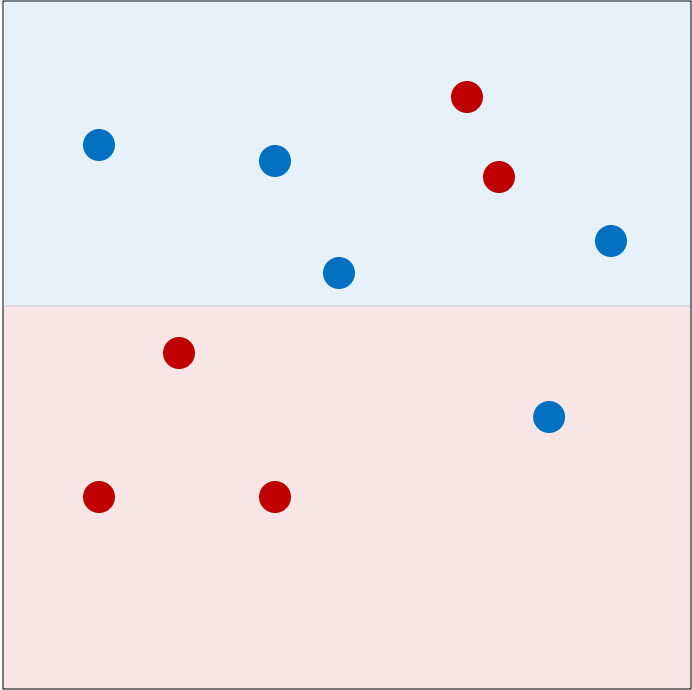


# FEATURE SELECTION: BOOSTING

Round 1



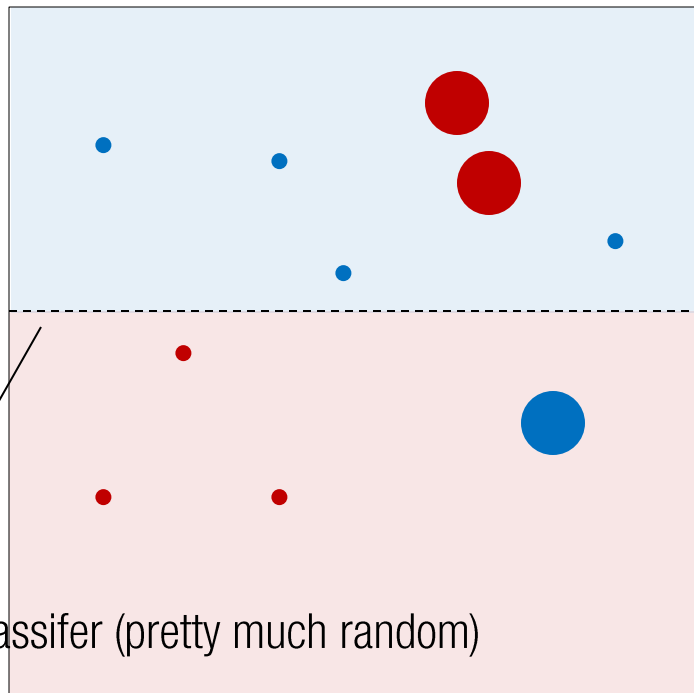
$$h_1(I)$$



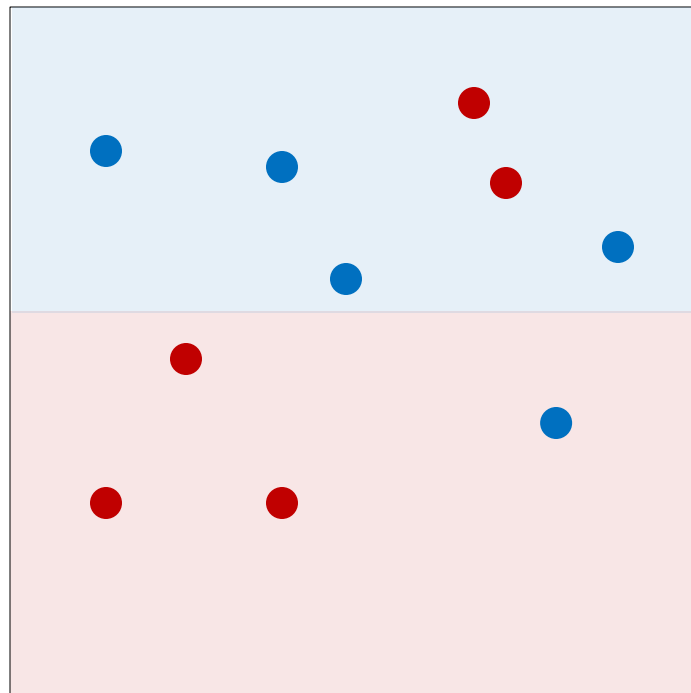
$$h(I) = \sigma \left( \sum_t h_t(I) \right)$$

# FEATURE SELECTION: BOOSTING

Round 1

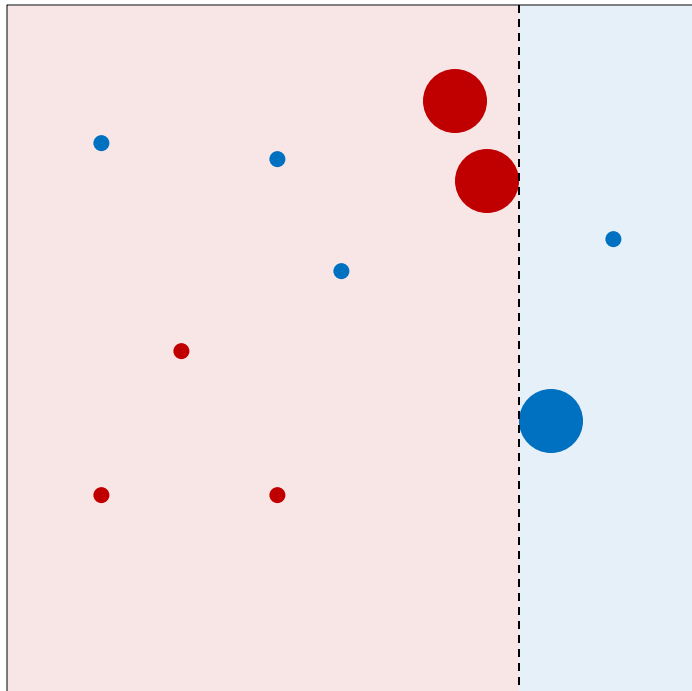


$$h_1(I)$$

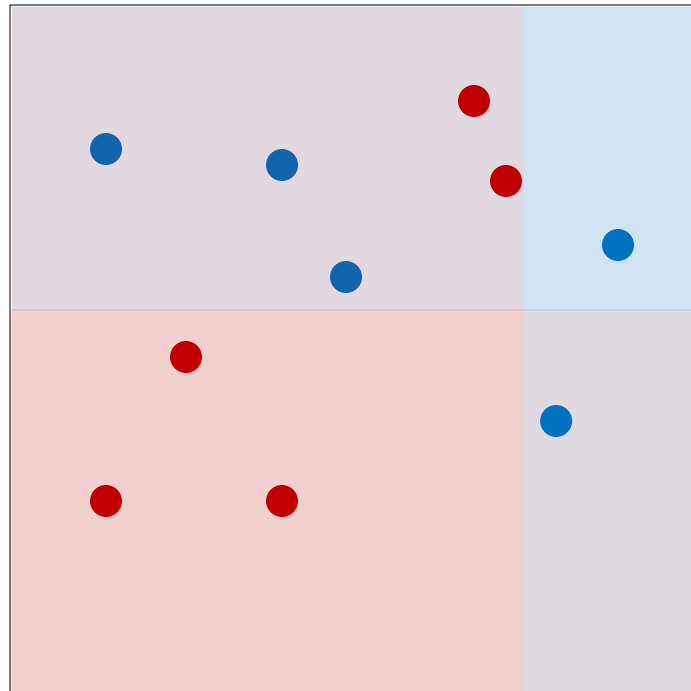


# FEATURE SELECTION: BOOSTING

Round 2



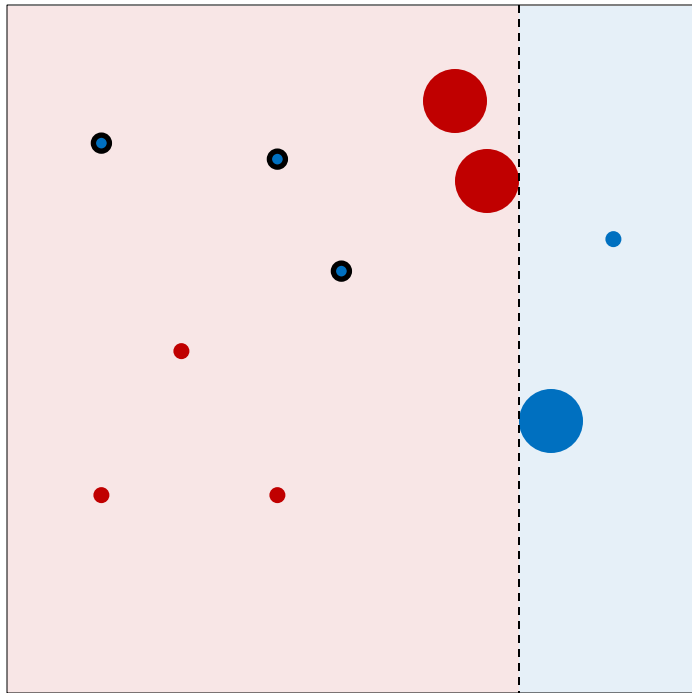
$$h_2(I)$$



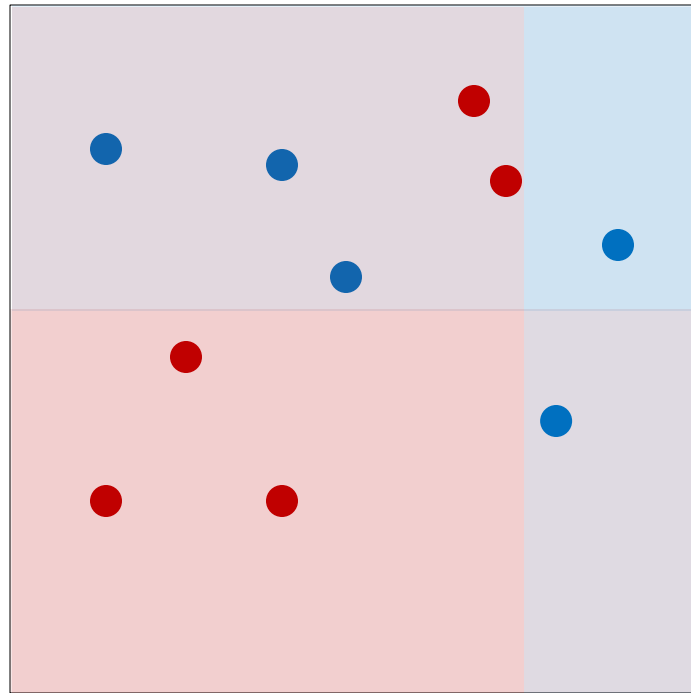
$$h(I) = \sigma \left( \sum_t h_t(I) \right)$$

# FEATURE SELECTION: BOOSTING

Round 2



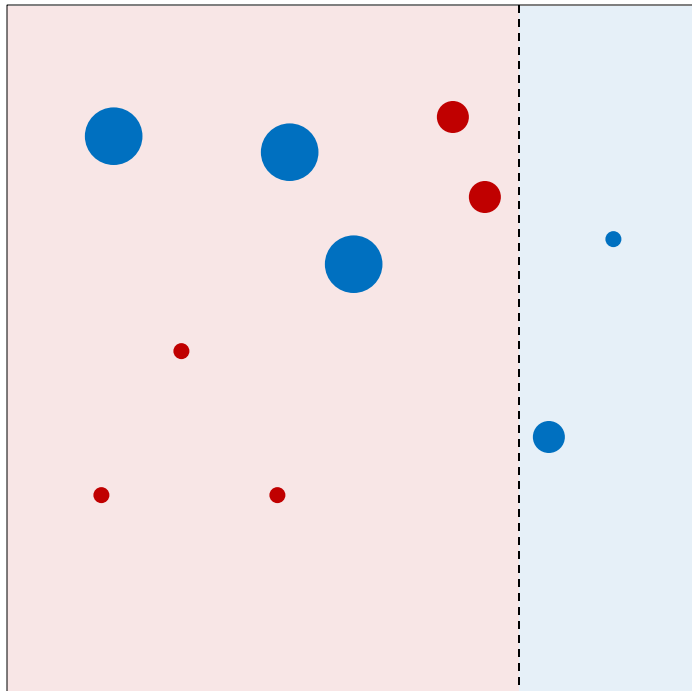
$$h_2(I)$$



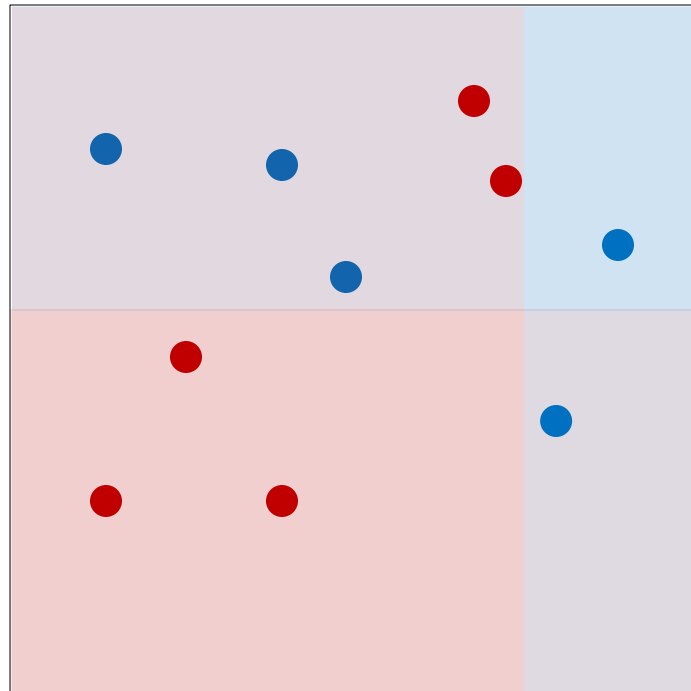
$$h(I) = \sigma \left( \sum_t h_t(I) \right)$$

# FEATURE SELECTION: BOOSTING

Round 2



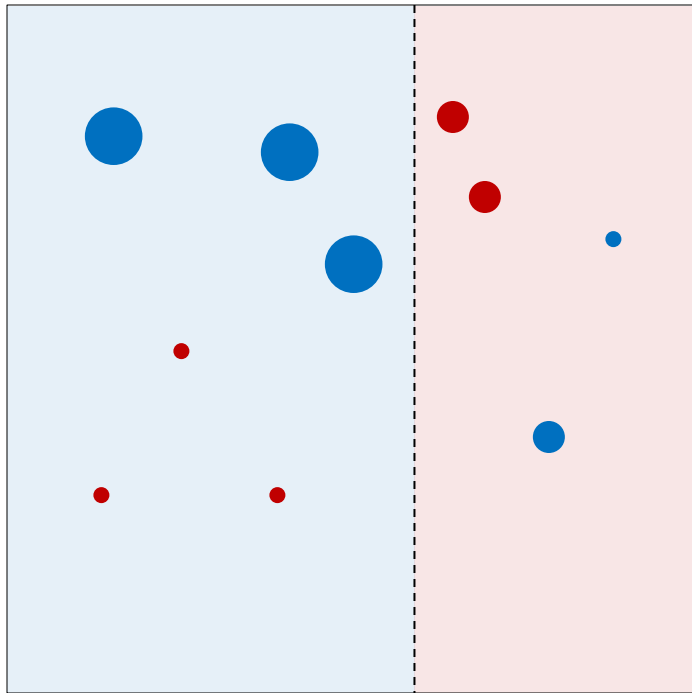
$$h_2(I)$$



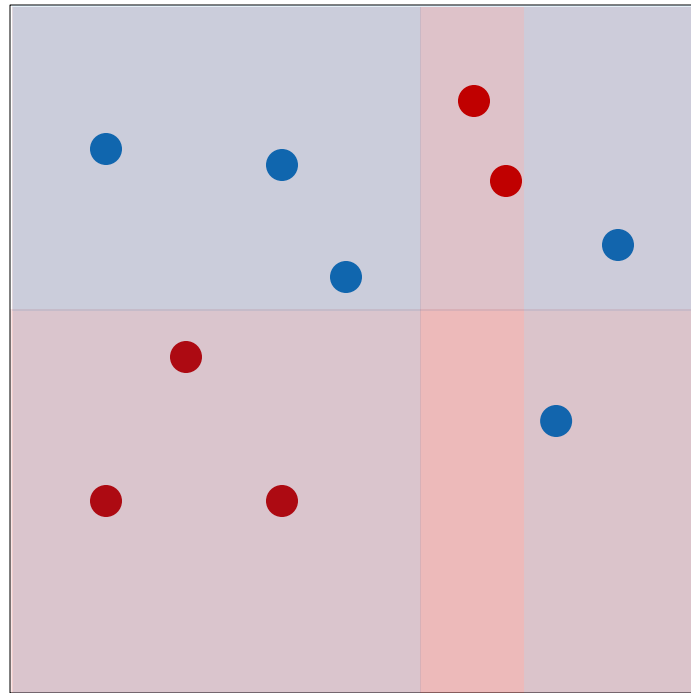
$$h(I) = \sigma \left( \sum_t h_t(I) \right)$$

# FEATURE SELECTION: BOOSTING

Round 3



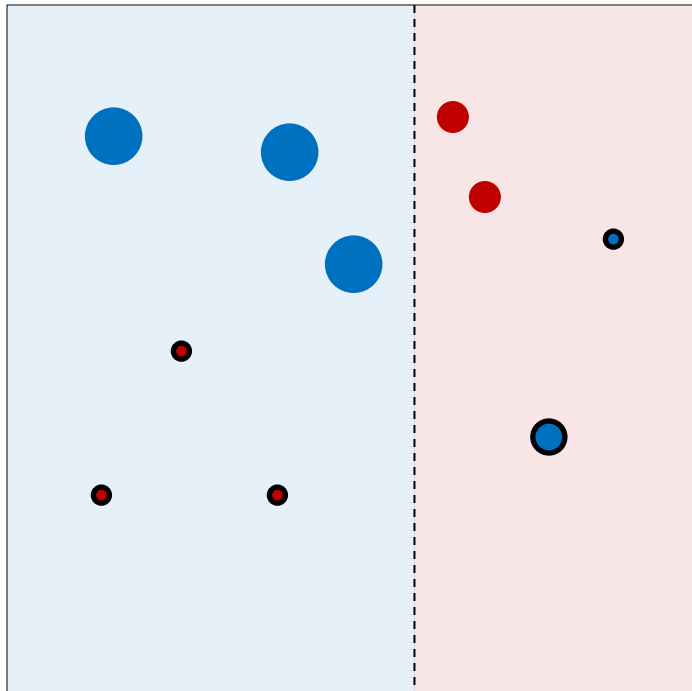
$$h_3(I)$$



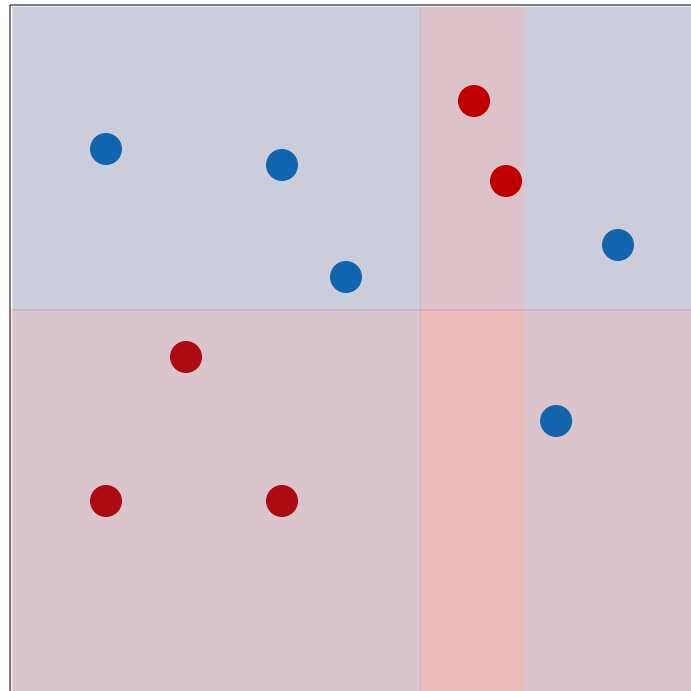
$$h(I) = \sigma \left( \sum_t h_t(I) \right)$$

# FEATURE SELECTION: BOOSTING

Round 3



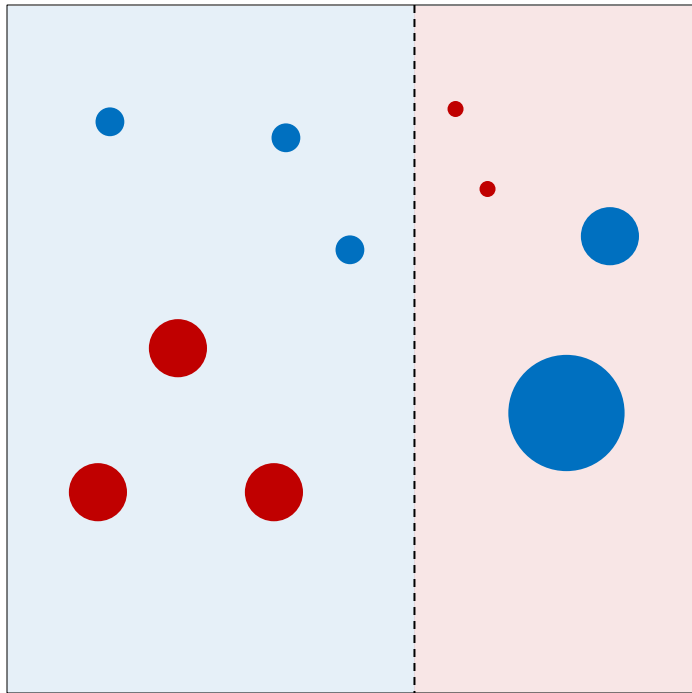
$$h_3(I)$$



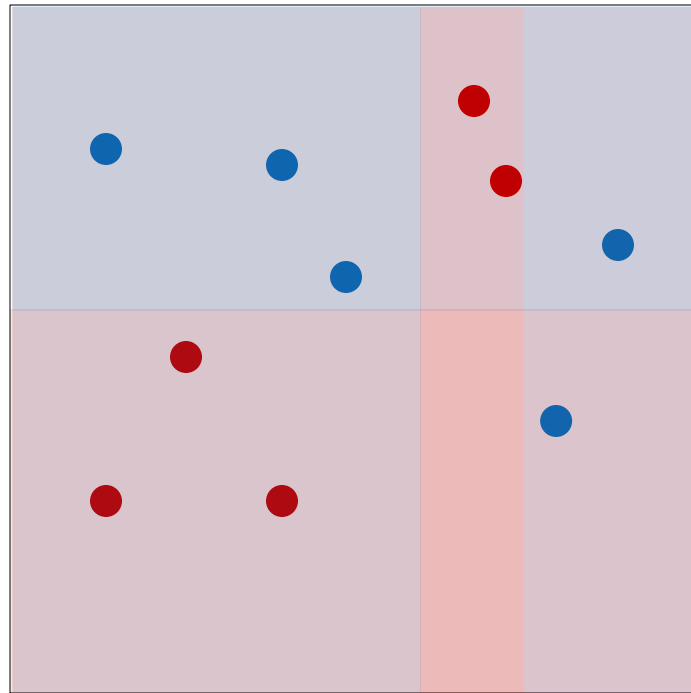
$$h(I) = \sigma \left( \sum_t h_t(I) \right)$$

# FEATURE SELECTION: BOOSTING

Round 3



$$h_3(I)$$

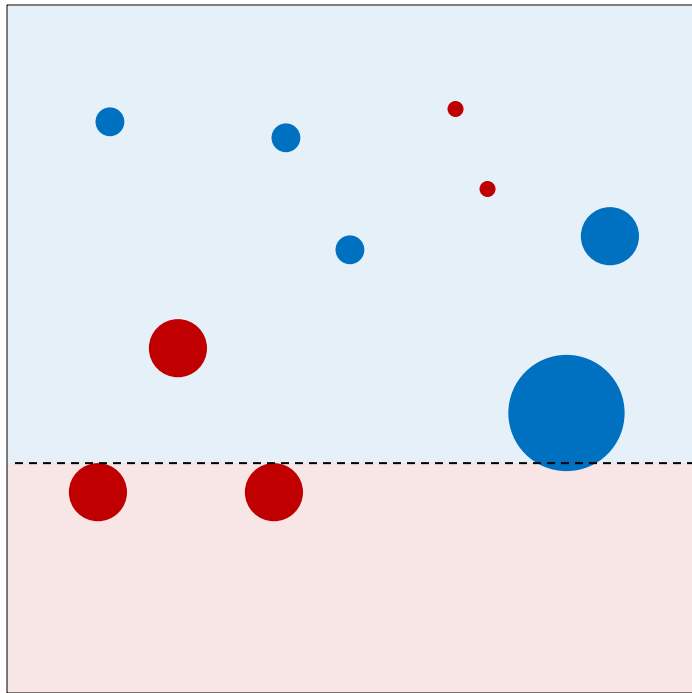


$$h(I) = \sigma \left( \sum_t h_t(I) \right)$$

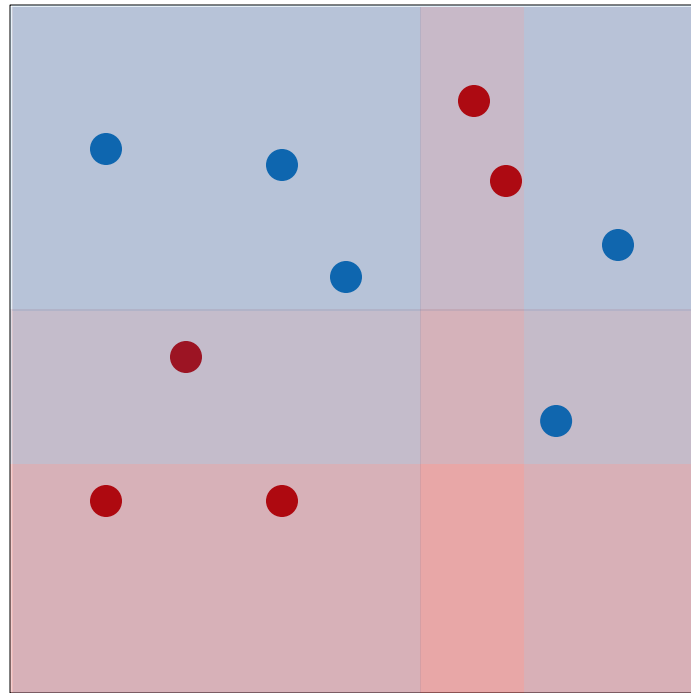


# FEATURE SELECTION: BOOSTING

Round 4



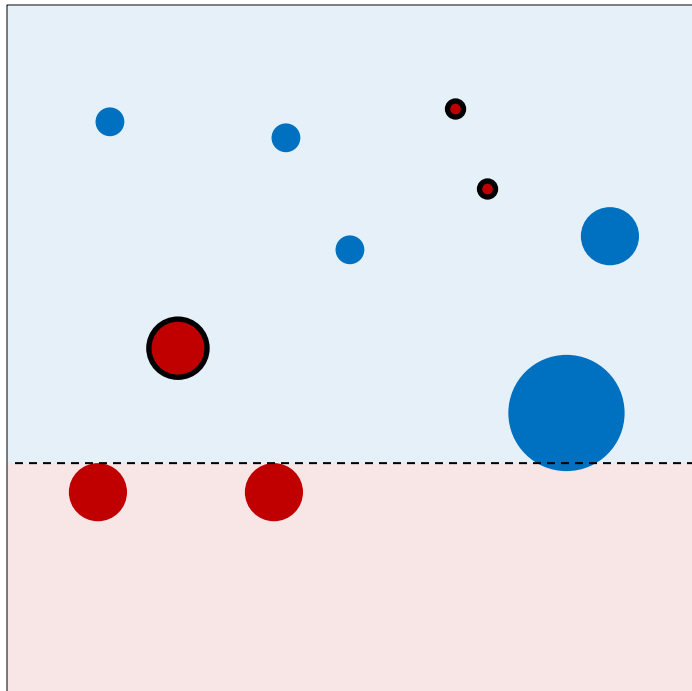
$$h_4(I)$$



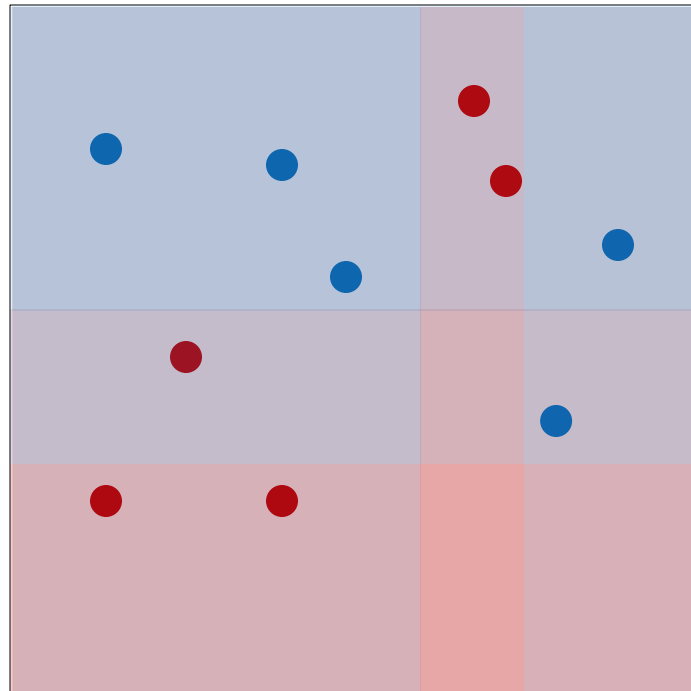
$$h(I) = \sigma\left(\sum_t h_t(I)\right)$$

# FEATURE SELECTION: BOOSTING

Round 4



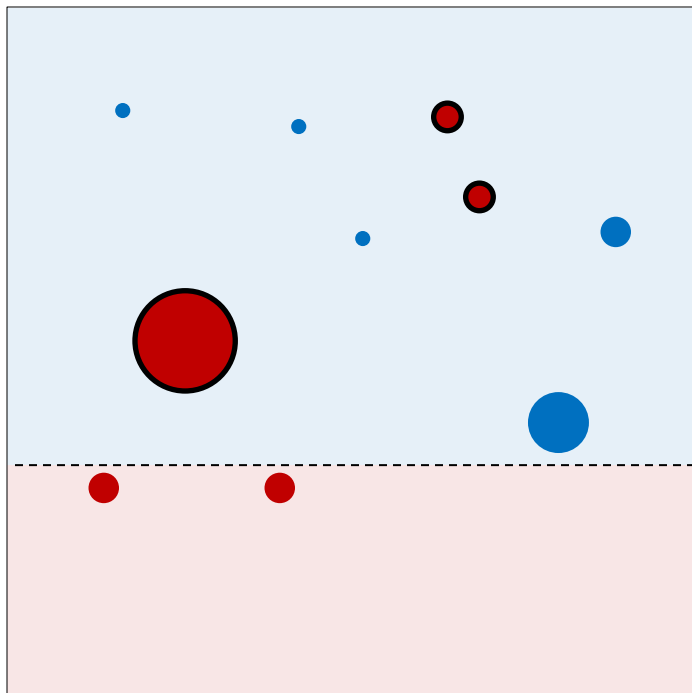
$$h_4(I)$$



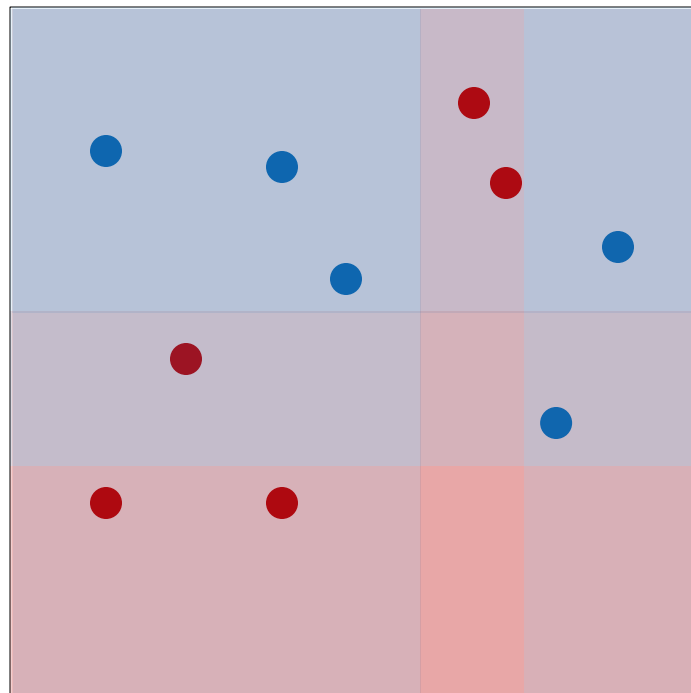
$$h(I) = \sigma \left( \sum_t h_t(I) \right)$$

# FEATURE SELECTION: BOOSTING

Round 4



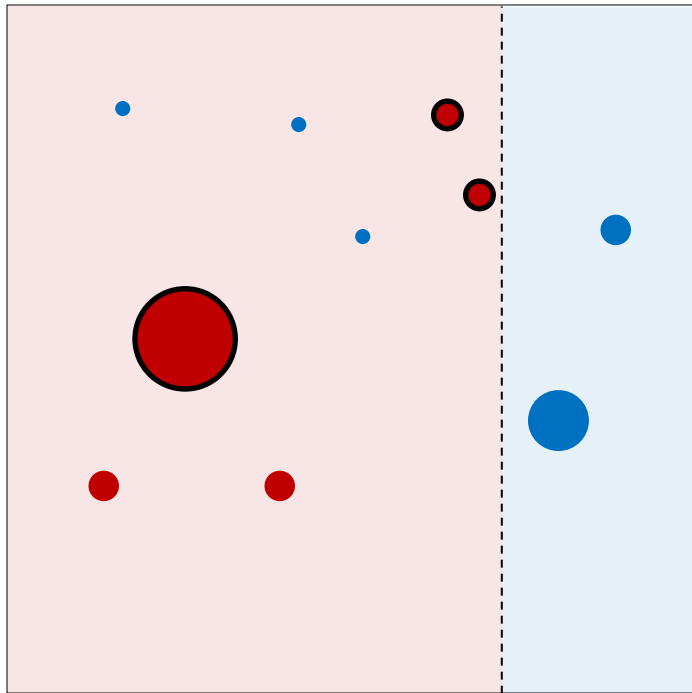
$$h_4(I)$$



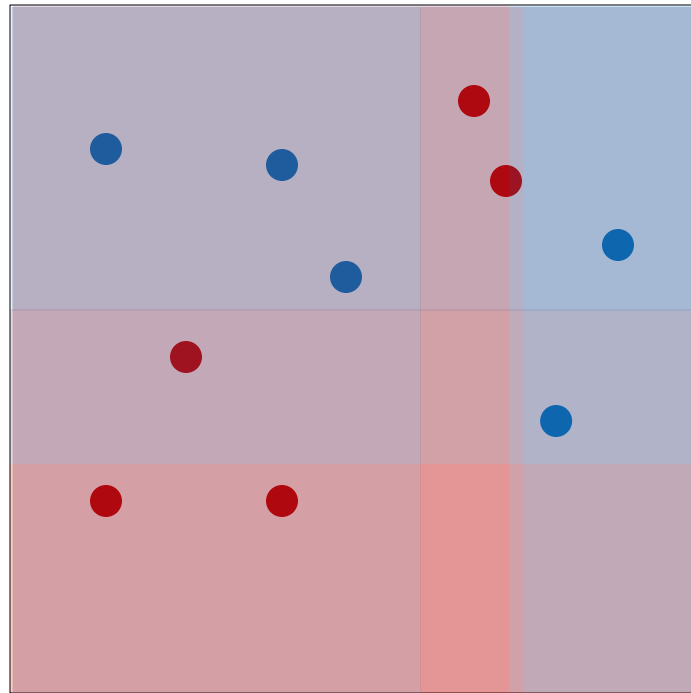
$$h(I) = \sigma \left( \sum_t h_t(I) \right)$$

# FEATURE SELECTION: BOOSTING

Round 5



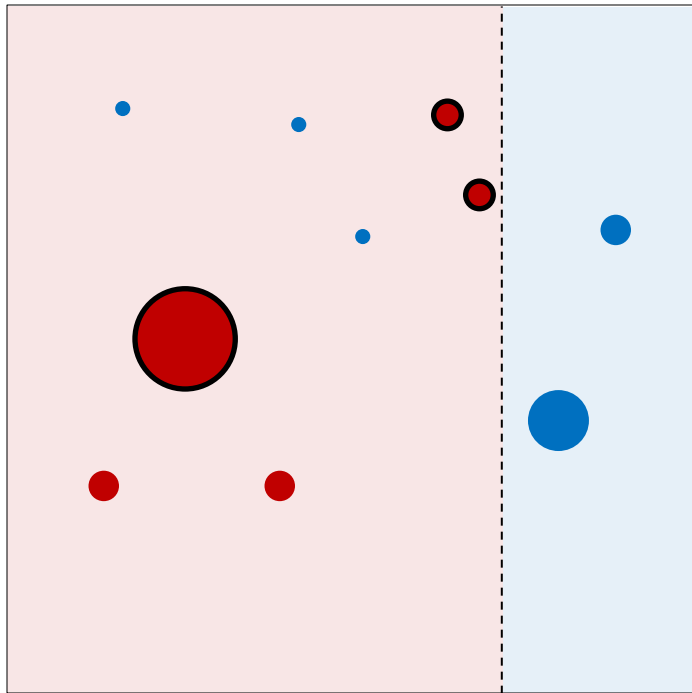
$$h_5(I)$$



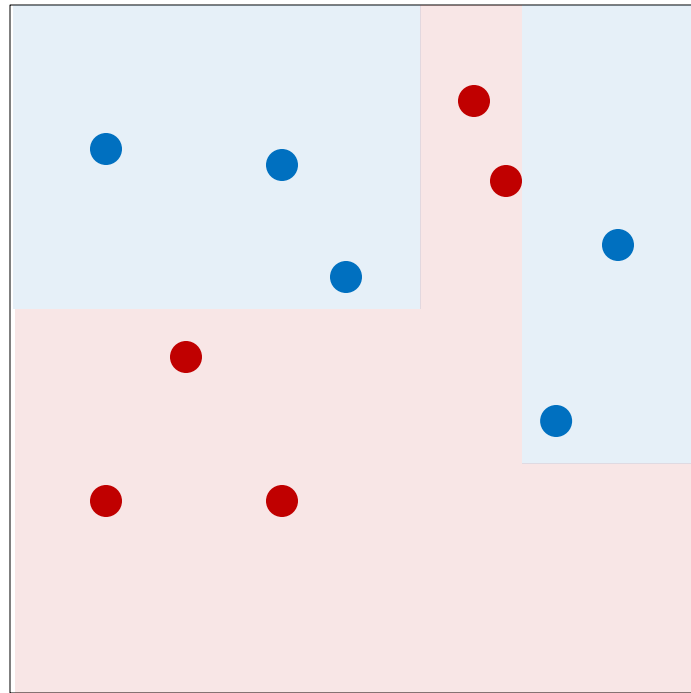
$$h(I) = \sigma \left( \sum_t h_t(I) \right)$$

# FEATURE SELECTION: BOOSTING

Round 5



$$h_5(I)$$



$$h(I) = \sigma\left(\sum_t h_t(I)\right)$$

<https://www.youtube.com/watch?v=k4G2VCu0MMg>


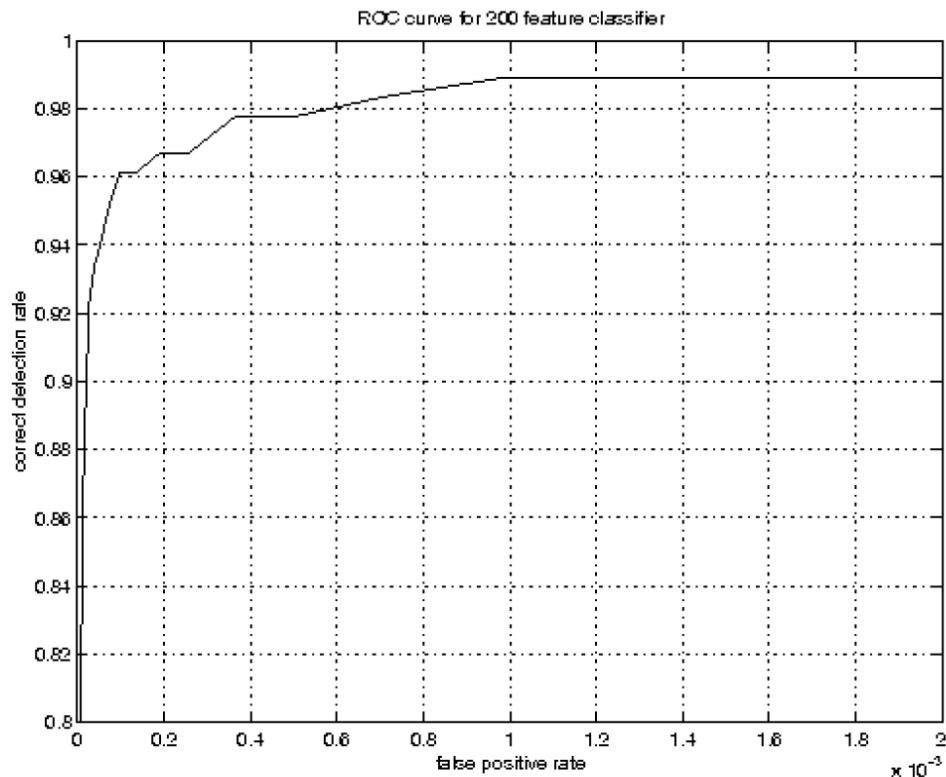


Figure 3: The first and second features selected by Adaboost. The two features are shown in the top row and then overlaid on a typical training face in the bottom row. The first feature measures the difference in intensity between the region of the eyes and a region across the upper cheeks. The feature capitalizes on the observation that the eye region is often darker than the cheeks. The second feature compares the intensities in the eye regions to the intensity across the bridge of the nose.



ROC curve for 200 feature classifier

# ***VIOLA-JONES FACE DETECTION***


Extremely fast and accurate face detection

- Running at real-time

Enabling factors:

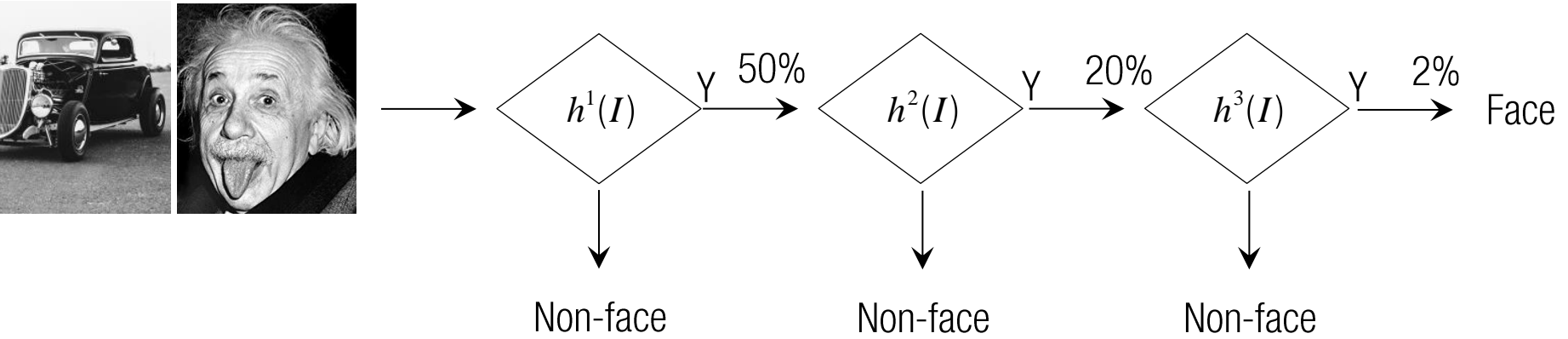
- Efficient feature computation
  - Simple filtering operations
- Efficient feature selection
  - Minimal filtering operations
- **Efficient inference algorithm**
  - **Early rejection of non-face patches**

<https://www.youtube.com/watch?v=aTErTqOIkss>





# CASCADE CLASSIFIER



$h^1(I)$  : achieves 100% detection rate and 50% false positive rate

$h^2(I)$  : achieves 100% detection rate and 40% false positive rate (cumulative 20%)

$h^3(I)$  : achieves 100% detection rate and 10% false positive rate (cumulative 2%)

90% detection rate and  $1E-6$  false positive rate can be achieved by 10 cascade classifiers.

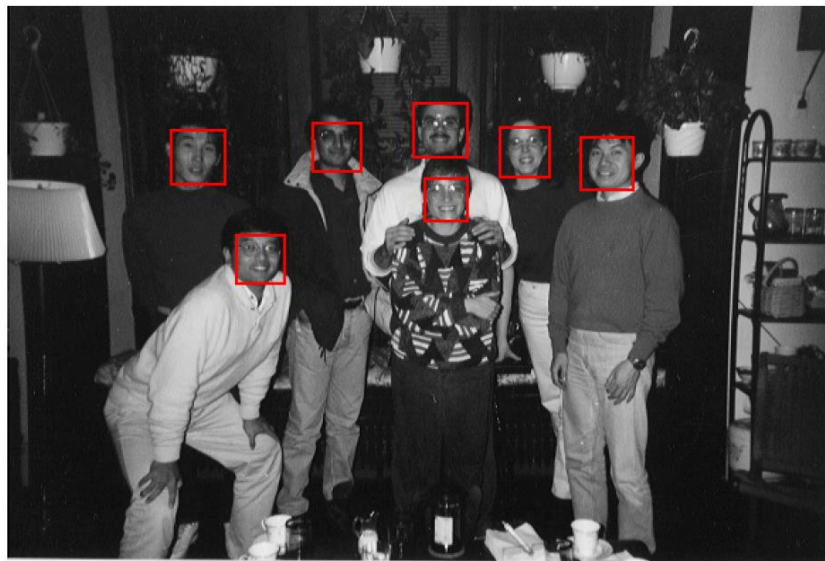



# *TRAINING DATA*

5000 faces (frontal and normalized)  
300 million non-faces




# *RESULTING DETECTION ALGORITHM*

- Training time: “weeks” on 466 MHz Sun workstation
- 38 layers, total of 6061 features
- Average of 10 features evaluated per window on test set
- “On a 700 Mhz Pentium III processor, the face detector can process a 384 by 288 pixel image in about .067 seconds”
  - 15 Hz
  - 15 times faster than previous detector of comparable accuracy (Rowley et al., 1998)






Facial Feature Localization




Profile Detection

Demographic Analysis







Facial Feature Localization




Profile Detection

Demographic Analysis







<https://www.youtube.com/watch?v=hPCTwxFOqf4>